

Champaign County Camera Club

Member Central Illinois Camera Clubs Association
Campus-Community Organization at the University of Illinois at Urbana-Champaign
Please visit our website at www.angelfire.com/film/cccc

APRIL 2006 NEWSLETTER

Annual Salon Banquet

Saturday, April 29

Park Inn, Urbana

\$25 per person

Choice of Chicken Marsala or Seared
Salmon

**KATHI WALTERMIRE IS TAKING
RESERVATIONS FOR THIS YEAR'S
BANQUET. PLEASE HELP KATHI BY
MAKING YOUR RESERVATIONS AT
485-3160 OR kathi@cdg.ws BY
WEDNESDAY, APRIL 19. YOUR
PROMPTNESS WOULD BE
APPRECIATED.**

As reflected in the box above, responses from Club members concerning the Banquet menu resulted in the same two entree choices as last year. Only one person requested a change.

It would help Kathi and Mary, who is assisting Kathi, if you would please reserve early. Also, think of possible guests, as we would like a good turn out for this event.



The River Runs Through © Barb Sandell, 2006
First Place, Slide Category Motion, March, 2006

April Schedule:

Wednesday, April 5, 7:30 PM. Barry Brehm will present a new program entitled **Exposure.**

New Division for Salon: The Club has decided to add a new division for this year's Salon. In addition to slides and prints, members will be able to compete in a digital division. Please note that there will be a limit on the combined number of entries in the slide and digital divisions.

Previously, we had ten slide categories and each member was allowed to enter up to three slides per category, with a limit of 20 total slides. This year, there will be five categories in the slide division, and the same five categories in the digital division. Each member will be limited to a total of 20 images across these two divisions, and to a total of six slides in a given category across the two divisions. For example, in the new Nature category, a person might wish to enter two slides so that person could enter up to four digital images in Nature. The five categories will be defined later in this newsletter.



Speckled Snow © Barry Brehm, 2006
First Place, Slide Category Texture, March, 2006

Wednesday, April 26, 7 PM. Home of Hiram Paley. Slides submitted for the

Salon will be sorted and placed in carousels. Slides may be submitted in advance of this date to Harold Diamond, Slide Chair, or brought to Hiram's home this evening. Please make every effort to mark your slides in advance according to instructions that are included in this newsletter. Also, your digital images can be brought to Hiram's house at this same time, or given before April 25 to Jim Long. Instructions for marking slides and preparing digital images are given later in this Newsletter.

Saturday, April 29. Annual CCCC Salon. Daytime events will be held in W-115, Turner Hall.

Judges for this year's Salon are Don Chamberlain of the Decatur Camera Club, Jack Hobbs and Meng Horng, of the Bloomington-Normal Koda Roamers Camera Club.

9:30 AM. Slide Judging and Digital Judging.

Approximately Noon. Lunch with judges.

2 PM. Print Judging.

6 PM. Banquet and Comment by Judges. The Park Inn, Urbana.

May 10, 7 PM. Annual Business Meeting. In addition to the business meeting, we will also select our 40 slides and 40 prints for the I-74 Challenge. *Note: For this year's Challenge, no person may have more than six slides entered.* Please note that in the print division, only small prints (up to 8.5 x 12) will be allowed and preferably they should be mounted on black or white 11 x 14 mount boards. Matting is optional. Mary Cattell will have more information at the April 5 meeting.

Friday, May 19, 7 PM. I-74 Challenge. The topic this year is **Motion**. The event will be hosted by the Koda Roamers at the National City Bank Center in Bloomington.

Results of March slide and print competitions:

Slide Category A: Motion. 1st: The River Runs Through, by Barb Sandell. 2nd: Just a Trickle, by Barry Brehm. 3rd: Blowing Snow, by Barry Brehm. 4th: Joice Windmills, by Barb Sandell. HM: Looking Glass Falls, and Wet Slide, both by Barb Sandell; Great Falls, Washington, DC, by Harold Diamond.



Just a Trickle © Barry Brehm, 2006
Second Place, Slide Category Motion, March, 2006

Slide Category B: Texture. 1st: Speckled Snow, by Barry Brehm. 2nd: Brown Door, by Barry Brehm. 3rd: Textured Tin, by Barry Brehm. 4th: Rustic Texture, by Mary Cattell. HM: Grass, Wheat and Dirt, by Barb Sandell; Alley Allegory, by Barry Brehm.



Dewed © Jim Long, 2006
Third Place, Small Color Print Category, March, 2006

Print Category Small Monochrome: 1st: Auditorium Theatre, by Jim Long. 2nd: a) Allerton Trail, by Jim Long; b) Tree of Wisdom, by Barb Sandell. 4th: a) Frosted Forest in B&W, by Barb Sandell; b) Hibiscus in Monochrome, by Mary Cattell. HM: Hosta Flower Dew Drops, by Mary Cattell.

Print Category Small Color: 1st: a) Garden Fireworks, by Jim Long; b) Slippery Rock Falls, by Barb Sandell. 3rd: Dewed, by Jim Long. 4th: Ride the Golden Rails, by Barb Sandell. HM: Sunrise Striations, and Mammoth Lake, both by Barry Brehm.

Judges for all categories were **Christie Schuetz, John Dixon, and Gary Ingersoll.**

Future Events

CICCA Individual Spring Salon, May 6, 2006, Peoria, IL. This will be hosted by the Peoria Color Camera Club.

CICCA Fall 2006 Salon and Annual Meeting, November 17, 18, 2006, Bloomington-Normal. This will be hosted by the Koda Roamers.



Blowing Snow © Barry Brehm, 2006
Third Place, Slide Category Motion, March, 2006

PSA 2006 International Conference, Baltimore, MD, Sept. 3—9, 2006, Hunt Valley Inn.

PSA 2007 International Conference,
Tucson, AZ, Sept. 2—8, 2007, Starr Pass
Marriott Resort and Spa.

PSA 2008 International Conference,
Portland, OR, Aug. 31 – September 6, 2008,
Portland Marriott Downtown Waterfront
Hotel.

The **60th Annual Conference of the New
England Council of Camera Clubs** will be
held at the University of Massachusetts at

Amherst, MA, on July 14-16, 2006. Consult
www.neccc.org.

This NECCC Weekend is similar to the
**SWMCCC Summer Weekend of
Photography**. The **SWMCCC Weekend**
will be held July 27-30, 2006 at Hope
College in Holland Michigan. For more
information, visit their website
<http://www.swmccc.org/>.

**** 2006 SALON CATEGORIES AND THEIR DESCRIPTIONS ****

These categories and definitions apply to both the Slide Division and the Digital Division.

A. Architecture. This could be an image of one or more structures or a small detail of a structure. Pattern and texture shots that are of an architectural nature could be entered in this category.

B. Contemporary. This category includes our old categories of abstract, experimental, still life, and anything that has a contemporary feeling to it.

C. Nature. This category includes, for example, flora, landscape, water. Images in this category must not show the hand of man, even if the hand of man represents a very minor element of the image. *Note that fauna is not included in this category.* Fauna can be entered in Categories D or E.

D. General. Any image can be entered in this category, even if it would qualify for another category.

E. People and/or Animals. This category includes our old category of people, plus any animals, wild or domesticated. It also includes such things as insects, birds, etc., i.e., fauna generally.

The Print Division has four categories: Large Color, Small Color, Large Monochrome/B&W, Small Monochrome/B&W. No member may enter more than a total of 15 prints, and no more than six in any one of the four categories. A small print is one that does not exceed 8 x 12 inches in either dimension and must be mounted on an 11 x 14 board (matting is optional). A large print is one that is not small and must be mounted on a 16 x 20 board (matting is optional). For example, a 6 x 9 print is small, but a 6 x 13 print is large.

The Champaign County Camera Club was founded in November 1935, and is a founding member of the Central Illinois Camera Clubs Association. It is open to anyone with an interest in photography. For information, contact any of the following: President and Treasurer, Barry Brehm, 352-5835, barry7247@sbcglobal.net. Print Chair and CICCA Rep, Mary Cattell, 359-3050, mdc@soltec.net. Slide Chair, Harold Diamond, diamond@math.uiuc.edu, 367-6383. Andrew Leakey, leakey@uiuc.edu, 766-9155. Webmaster, Aaron Gresch, 344-0352, agresch@motorola.com. Newsletter Editor, Hiram Paley, hpaley@uiuc.edu, 384-8165. Dues are \$18 per year for continuing members and \$9 per year for a first year of membership. Please visit our website at www.angelfire.com/film/cccc/.

Champaign County Camera Club
2006 Salon Rules - Print Competition

1. Your competition number is the same as your monthly competition number.
2. Competition is open only to members who have been enrolled in the Club and have paid their dues at least one month before the Salon.
3. No member may submit more than a total of 15 prints . Categories are based on the size of the print and whether the print is color or monochrome (monochrome is a print with a single tone—B&W is included in this category). A print is small if it is 8x12 or smaller. It is large if it exceeds 8x12 in any dimension. There are four categories:

- | | |
|---------------------|---------------------|
| A. Small Monochrome | B. Large Monochrome |
| C. Small Color | D. Large Color |

4. Definition of Monochrome: PSA has two definitions of Monochrome. They are as follows: 1) A monochrome print is defined as having no more than two colors: monochrome plus one other color, or 2) A monochrome print is defined as having no more than one color, but it may be any single color. The first is broader. We will be using this first definition in the Salon. CICA uses the second definition. The manner in which PSA applies the first definition is that the second color is used in a small part of the print, usually to highlight one fairly small element of the print.

5. Small prints should be mounted on mounts that are close in size to 11x14. Large prints should be mounted on mounts that are close in size to 16x20. We allow a small amount of tolerance in the event that the print would look better on a mount not quite the two basic sizes. Please note that CICA requires 11 x 14 and 16 x 20 and prints are disqualified if they vary more than fractions of inches from these sizes. Also, in the I-74 Challenge we expect prints to be mounted on mounts very close to the two basic sizes.

6. The following information must be given on the back of the print mount near the upper left hand corner:

- A. Maker's name and competition number.
- B. Category letter and print number.
- C. Title of print.

Note: The maker's name must not appear on the front of the picture mount.

7. The entry blank should be filled out and submitted with the prints. Number prints consecutively beginning with No. 1. If there is not enough room on a sheet to list all the prints, a second sheet should be used. Use separate entry blanks for color and black and white prints.
8. No print is eligible if it has been entered in any previous CCCC Annual Salon. In all categories, the original image must be made by the competitor.
9. Prints should be brought to the competition or to Hiram's house on April 26 or to Mary Cattell's home. Call Mary (359-3050) if you wish to drop your prints at her home. This year the judging will be on Saturday, April 29, at 2 PM, in room W-115, Turner Hall.

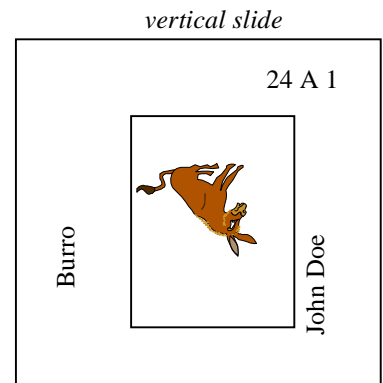
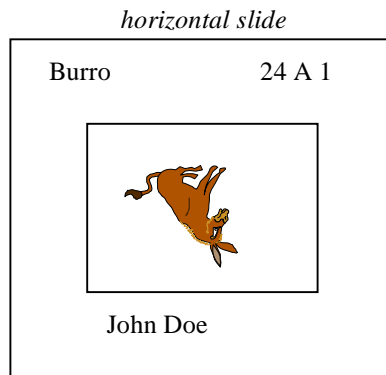
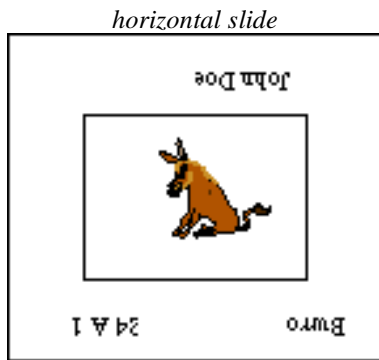
Champaign County Camera Club
2006 Salon Rules - Color Slides Division

1. Your competition number is the same as your monthly competition number.
2. Competition is open only to members who have been enrolled in the Club and have paid their dues at least one month before the Salon.
3. Each member may submit a total of twenty (20) images in the slide and digital divisions together. Each member may decide on how he or she distributes these 20 images across the two divisions. No more than six (6) images may be entered in any one of the following categories distributed across the slide and digital divisions:

A. Architecture	B. Contemporary
C. Nature	D. General
E. People and/or Animals	
4. ENTRIES: Slides should be delivered to Harold Diamond or Hiram Paley by the evening April 26. See the April Newsletter for more details.
5. FILL IN THE ENTRY FORM with slides listed in the proper categories. Within each category, number slides entered in the category consecutively from 1 through 6, as appropriate, but do recall the restriction that no more than six images can be submitted in any category across both the slide and digital divisions. Submit the slide entry form in the same box with the slides.
6. Any slide which has received an acceptance in any of our previous Annual Salons is ineligible for entry.
7. SLIDE MARKING: Each slide should bear the following information, written or printed legibly.
 - A. Title: preferably at the top of the front of the slide.
 - B. Maker's name: preferably at the bottom or side of the front side of the slide.
 - C. Thumb spot: Your competition number, the letter assigned to the category in which the slide is competing, followed by the number of the slide corresponding to the number on your entry form. For example, 33 B 2, 53 C 3, etc. The thumb spot should be placed in the lower left corner when the slide is viewed right-side up. Before writing the thumb spot, rotate the slide 180 degrees so that the spot is in the upper right corner. The picture will be upside down, but the thumb spot inscription will be right-side up for the projectionist to read as he puts the slide into the projector.

As you view the slide

As it appears in the projector



8. Slides will be judged as at monthly competitions, on a scale of 1 (worst) to 5 (best). A slide with 9 or more points will be accepted for the show.
9. Awards of first, second, third, fourth, and honorable mentions in each category, and SLIDE OF THE SHOW, will be determined by the judges.
10. Note that the example in 7 would have to have the letter A replaced by the letter E, given our new categories.

**Champaign County Camera Club
Annual Salon, 2006 Slide Competition—Entry and Report Form**

Entry No.

Name			P O I N T S	A C C E P T	I N - O U T	P L A C E
last	first					
CATEGORY	Slide #	Title				
A Architecture						
B Contemporary						
C Nature						
D General						
E People and/or Animals						

Champaign County Camera Club
2006 Salon Rules – *Digital Images Division*

1. Your competition number is the same as your monthly competition number.
2. Competition is open only to members who have been enrolled in the Club and have paid their dues at least one month before the Salon.
3. Each member may submit a total of twenty (20) images in the slide and digital divisions together. Each member may decide on how he or she distributes these 20 images across the two divisions. No more than six (6) images may be entered in any one of the following categories distributed across the slide and digital divisions:

- | | |
|--------------------------|-----------------|
| A. Architecture | B. Contemporary |
| C. Nature | D. General |
| E. People and/or Animals | |

4. ENTRIES: Digital entries should be delivered to Jim Long or brought to the home of Hiram Paley by the evening April 26. You may submit your entries on a CD, a DVD, or a Memory Stick (Thumb Stick). You may e-mail your entries to Jim Long at yemmalong@gmail.com, but these must be received no later than April 25. See the April Newsletter for more details.
5. FILL IN THE ENTRY FORM with slides listed in the proper categories. In each digital category, number your images consecutively from 01 to a possible maximum of 06. This is the same as is done with slides, except each of the numbers 1 through 6 is preceded by the number 0. Do recall the restriction that no more than six images can be submitted in any category across both the slide and digital divisions. Submit the digital entry form at the same time you submit your digital entries..

6. Preparation of digital images:

- a) Size/Resolution of Images: The image should be no larger than 1024 pixels in the horizontal direction and no more than 768 pixels in the vertical direction.
- b) File Type: The submitted file can be either jpg or tif.
- c) Color space/Color Management: Files should be in sRGB space. If you don't know what this is, you are probably working in sRGB space. However, if you are using Photoshop to size your digital files and are working in Adobe RGB, you will need to use Photoshop to convert the file to sRGB space.

d) Naming your files: Your image files should be organized as follows:

- First item: Your competition number.
- Second item: Letter naming the category. This will be one of A, B, C, D, or E.
- Third item: Image number. Number your images from 01 to a maximum of 20. This numbering is independent of the numbering of any slides you may be entering in the same named slide category. Do note that you may not have more than six images in any category across the slide and digital divisions. For example, if you submit three digital entries in category A, four in B, two in D, and two in E (none in C), then if your competition number is 37, then your eleven digital images would start out as follows: 37-A-01, 37-A-02, 37-A-03, 37-B-01, 37-B-02, 37-B-03, 37-B-04, 37-D-01, 37-D-02, 37-E-01, 37-E-02. The example just below shows how one image would be completely identified.
- Fourth item: Title of image with no spaces between words. Capitalize the first letter of each word in the title, including prepositions. Separate the items enumerated here in part d) by hyphens.

Example 1: If the person with competition number 37 has a jpg image to be entered in the Architecture category (A), with the title "Allerton Bark in Allerton Park," and if it is the first digital image in the A category, then the file would have the following name:

37-A-01-AllertonBarkInAllertonPark.jpg.

Example 2: same as Example 1, but submitting a tif file, the file would have the following name:

37-A-01-AllertonBarkInAllertonPark.tif

If you have questions about this, please consult Jim Long at yemmalong@gmail.com.

Champaign County Camera Club
Annual Salon, 2006 Digital Competition—Entry and Report Form **Entry No.**

Name				
last	first			
CATEGORY		Image #	Title	
A Architecture				
B Contemporary				
C Nature				
D General				
E People and/or Animals				